



HOLIDAY ASSIGNMENT





BHARTI VIDYA MANDIR

SUMMER HOLIDAY PROJECT 2024 LKG

Name: _____

Date: _____

Submitted to: _____

Date of Submission: _____

Total marks achieved by the Student / Grade: _____

Class Teacher's Sign: _____

Dear Student

As summer vacations are at the doorstep, we wish you and your family a great time together. Have fun blast this summer. Enjoy your studies too, with the fun filled project work, for which the guidelines are as follows:

1. All work should be handwritten by you only.
2. If there is less space for your responses, use additional A4 sheet and attach.
3. Do your work yourself with little or no help from elders.
4. Do your work according to the timelines given.
5. All your work should be done neatly.
6. The mark allotment for this project work is:

1. Timely completion & Submission : 01

2. Creativity : 02

3. Presentation : 05

4. Neatness : 02

TOTAL : 10 marks

आदरणीय माता-पिता

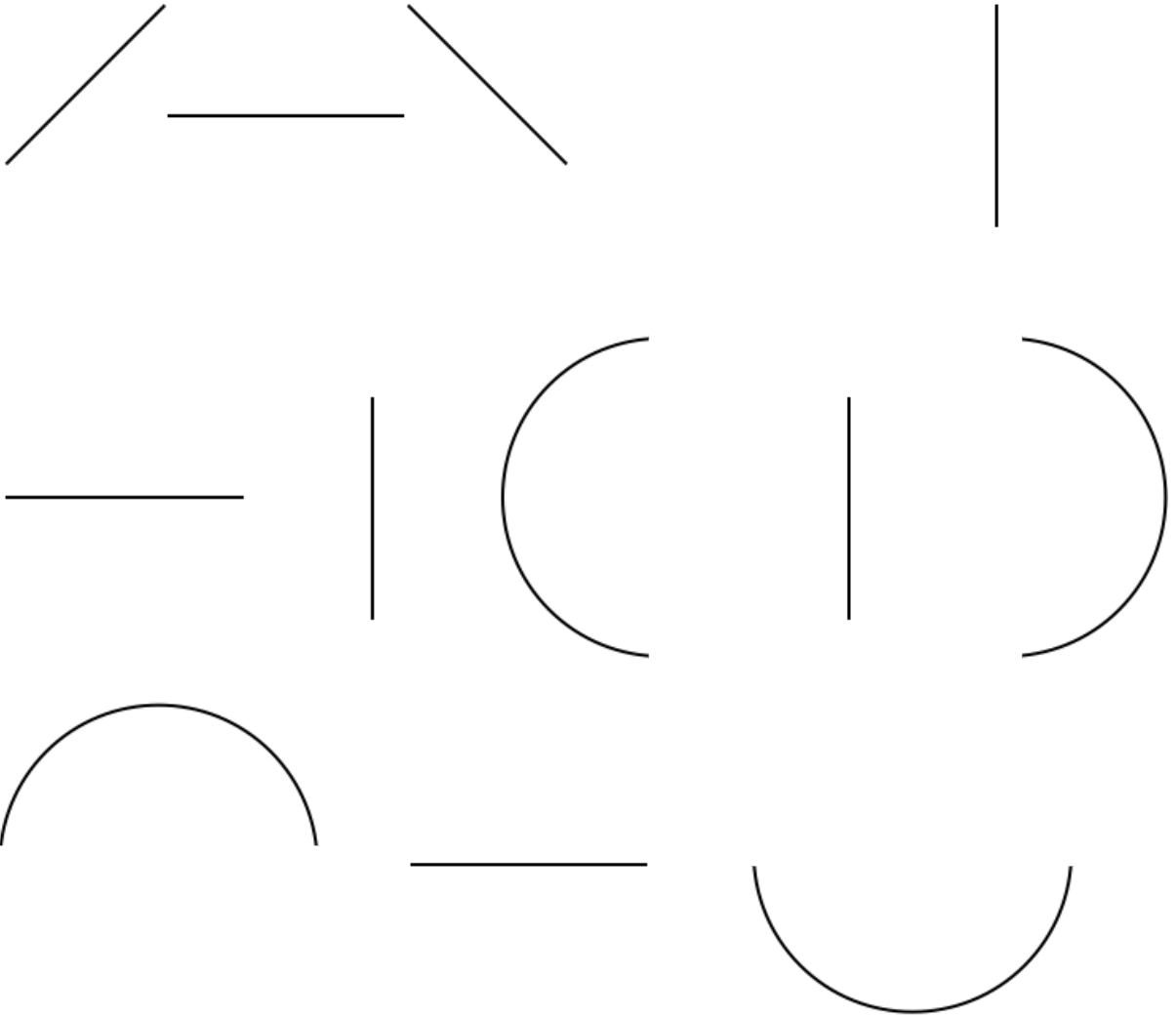
इस असाइनमेंट का रंगीन प्रिंटआउट लें और स्कूल शुरू होने से पहले बच्चों से इसे पूरा करवा लें और स्कूल में जमा करा दें।

बच्चों से प्रतिदिन श्री गणेश अथर्वशीर्ष का पाठ करवाए व 10 मिनट तक शांत होकर एकांत में बैठने का प्रयास करें।



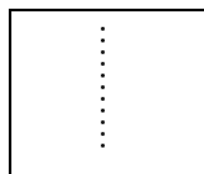



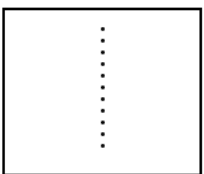



HAPPY SUMMER BREAK

Week 1

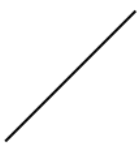
1) Circle the standing lines:



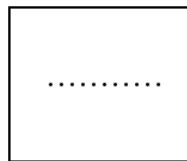



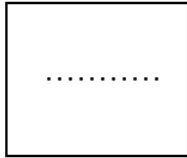
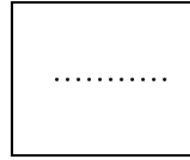
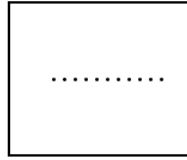
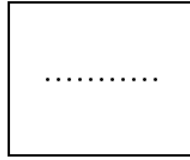
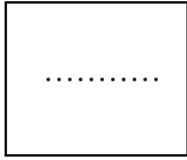
2) Trace and write the standing lines:



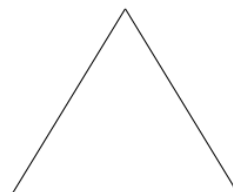



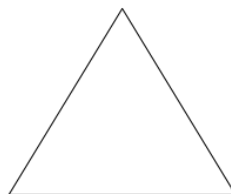

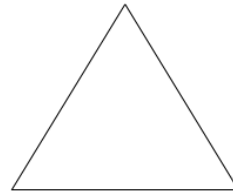
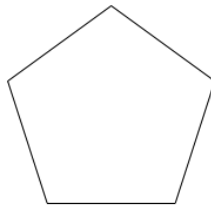
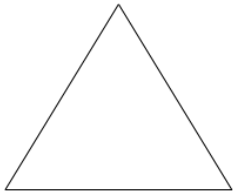
3) Circle the sleeping lines:



4) Trace and write the sleeping lines:

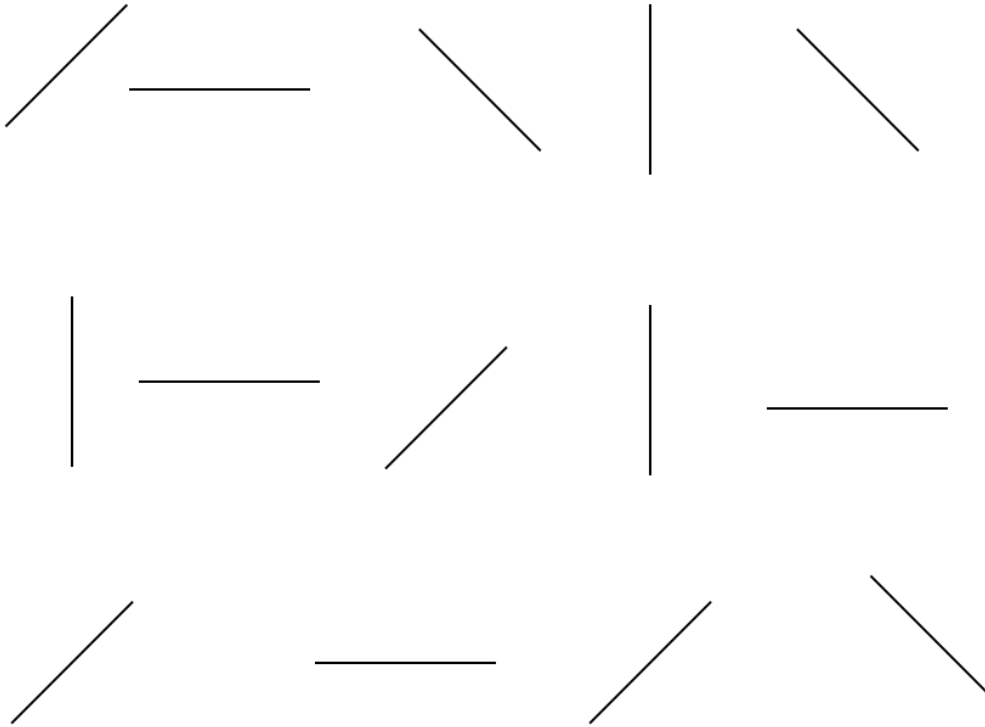


5) Color any two (2) triangles in red:

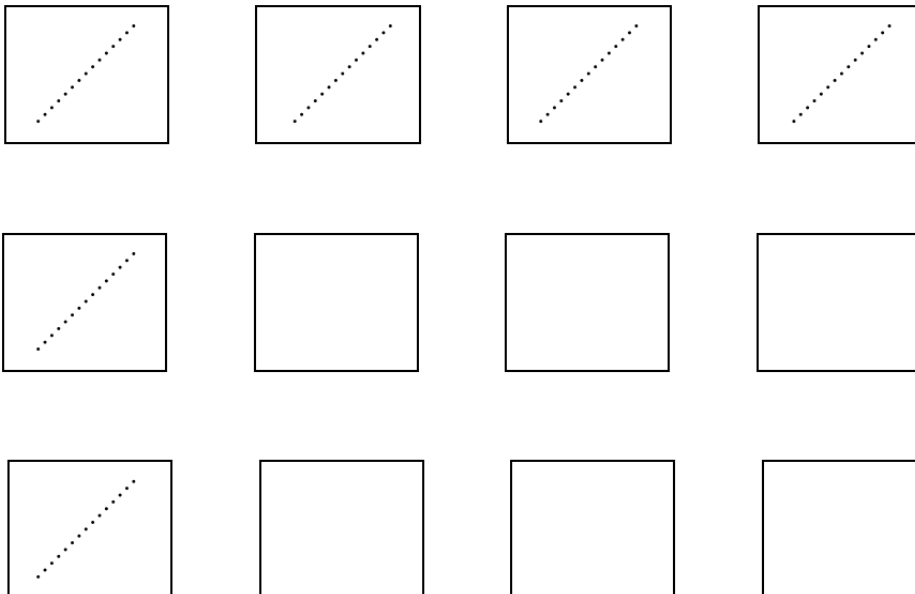


Week 2


1) Circle the forward slant lines:



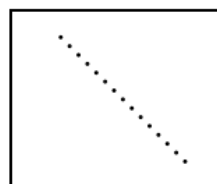



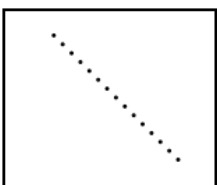
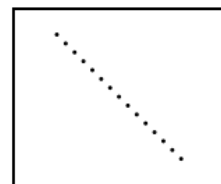
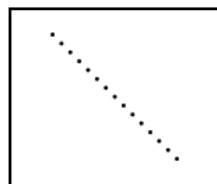
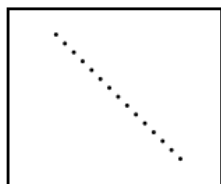
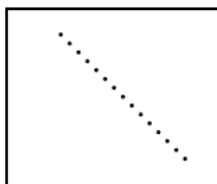
2) Trace and write the forward slant lines:



3) Circle the backward slant lines:




4) Trace and write the backward slant lines:



5) Count the fruits and match them with the correct number:



1



3



2




5




4

Week 3

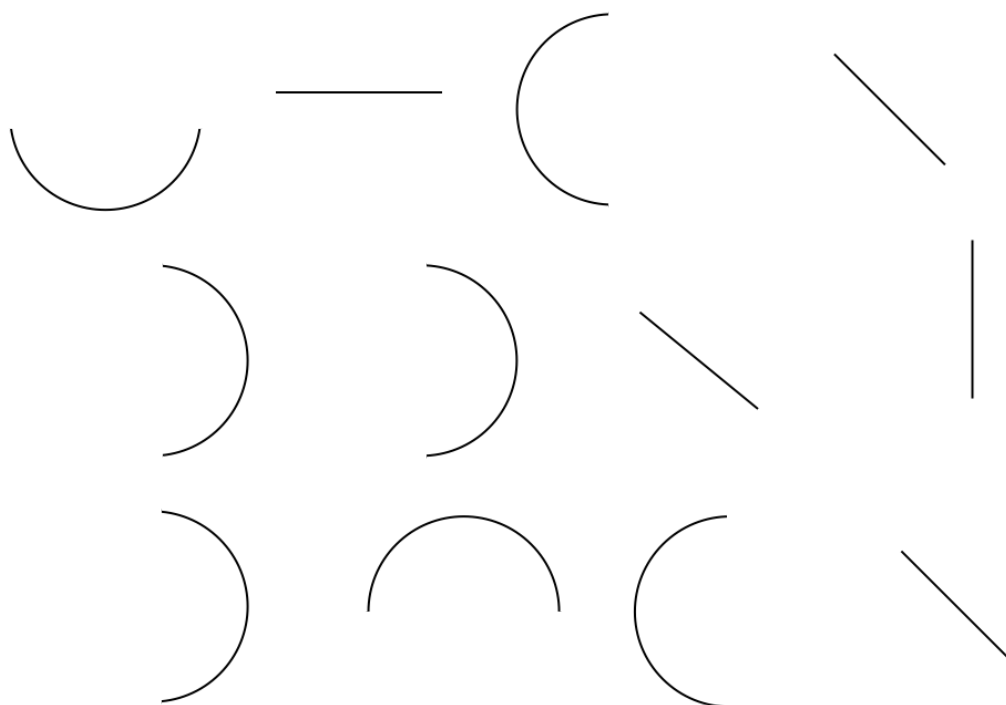
1) Circle the right open curves:



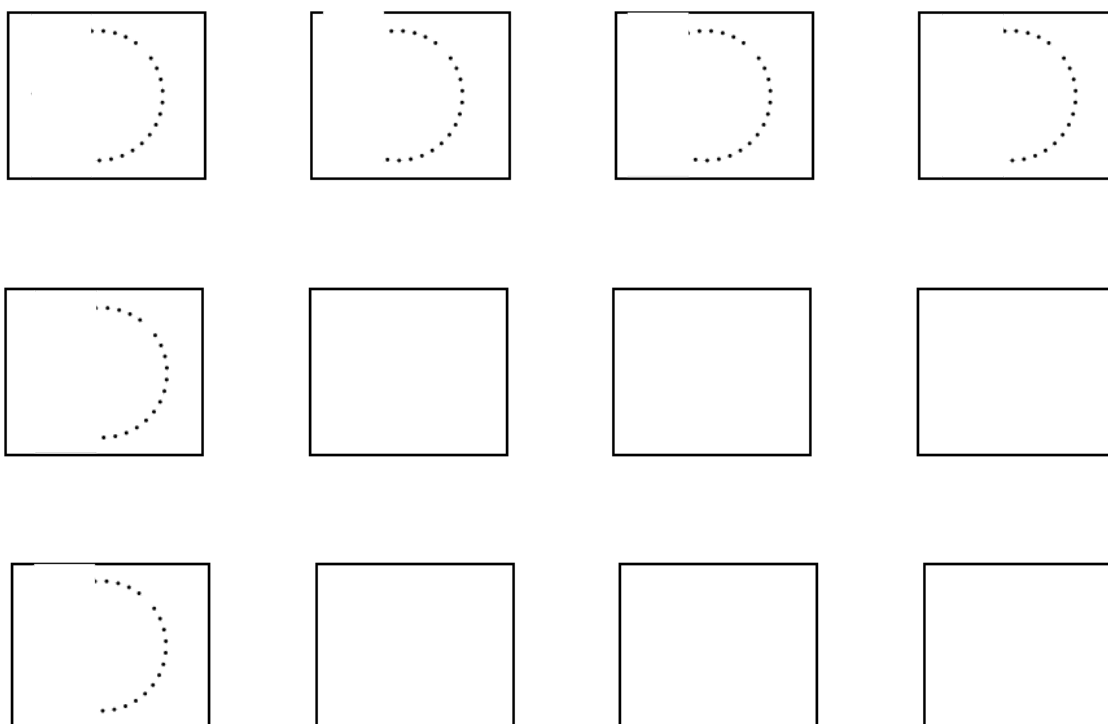
2) Trace and write the right open curves:



3) Circle the left open curves:



4) Trace and write left open curves:



5) Choose the correct alternative:



The red car is on the ☐ left

☐ right



The bird is on the ☐ left

☐ right




The triangle is on the ☐ left

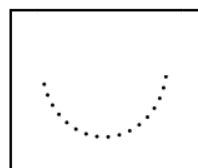


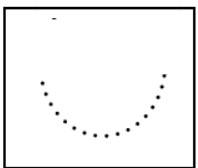
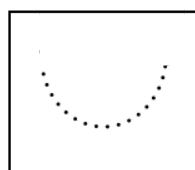
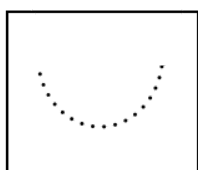
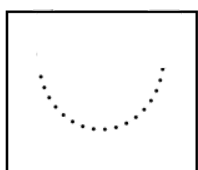
☐ right

Week 4


1) Circle the upward open curves:



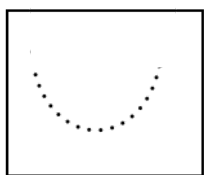
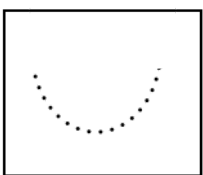
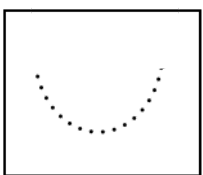
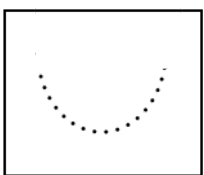
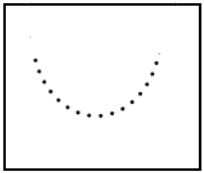
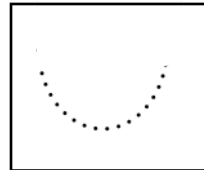
2) Trace and write upward open curves:



3) Circle the downward open curves:




4) Trace and write the downward open curves:


			
			
			

Activity Sheets

Paste pictures of your favourite things




fruit




cartoon

Colour the mango in yellow

MANGO



Colour the butterfly in orange and blue colour



Decorate the snowman.



Thumb printing: Colour the Bear black

